

WDS135

DoA

-50k

5 0 1 3 1 -50 09

605  
1150

13.35 + 0.67 + 0.03 10 mar 67

Q. ① W 78" { 7.0 GSTV

124°

7.11

7.06

7.02

7.14

7.17

10.72

10.69

10.70

7.15

+0.63  
+0.63  
+0.62

+0.04 DS

+0.05 Skene

+0.03 10 mar

-0.02

+1.06

+1.14

+1.11

-0.025

7.11 + 0.64 0.00

mean


7.10 + 0.635 0.00

10.70 + 1.35 + 1.11

mean = 5.75 + 9.75

5  
2

65 26 60  
115 5 60






WW Eri 0503 27-07 37

✓ 11.0-11.5 0.926

✓  
 PPR dep ✓  
 05 10 40 13 14 16.7-10.9  
 $\frac{16.7}{9}$  0.915 ✓



1.49

5 07 02 -18 11


hFT 391 5 06.3 -18 12 12.1cm

737-9

866(5)

~~V V~~ *down*

Blue



ATT 2162

4 02 49

12-59

-24 20.5"

0.30

11.57 +0.73 +0.26 16.56

17

9

-12.5

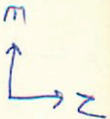
0.38

100 66



LTT 2162

L 665-79



charts 5 04 07 -23 7 4  
2175 5 053 -23 15 14.1 R 0.40

665-68



Do some more

~~Do some more~~

BW ✓

Oct 9  
do one November 68

→ 5 10 09 -14 03 ←

2198 5 09.4 -14 04 12.4 g 0.30

..

809-27 : : ✓

,

.

..

✓

Handwritten signature or name

$$M = m + s + w \log \pi$$

$$5 \log \pi = 2 \quad 40$$

$$M = m + s + 5 \log \pi =$$

$$7 \quad 12 \quad 2.4$$

→ 5 12 28 -59 40  $\approx 1.03$

LFT 399

5 12.2 -59 42 9.760

-5901024


232.4 str

S=22

9.40 + 0.49 (1.49) top

9.46 + 0.49 - 0.25 BS

X



10.8 - 11.4

Row 5 18 38 - 68 15.5

0.385

✓

✓