

Solar Bulletin

THE AMERICAN ASSOCIATION OF VARIABLE STAR OBSERVERS - SOLAR COMMITTEE


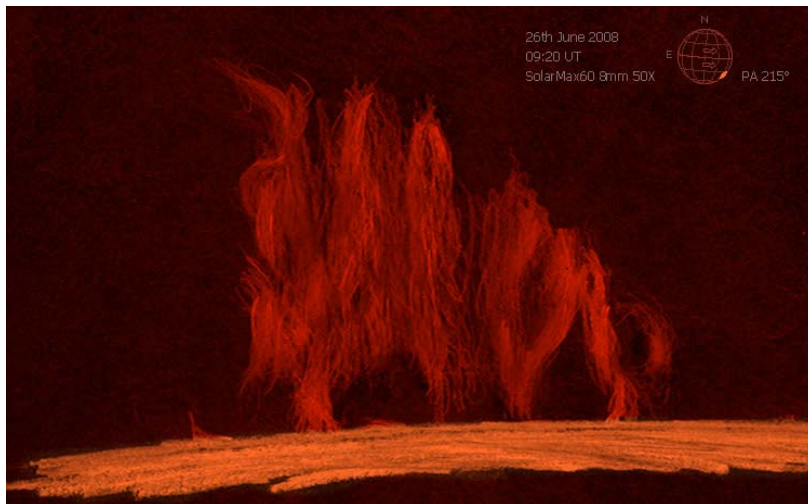


Paul Mortfield, Editor
c/o AAVSO, 49 Bay State Rd
Cambridge, MA 02138

Web: www.AAVSO.org
Email: Paul@IndustrialStars.com
ISSN 0271-8480

Volume 64 Number 7

July 2008

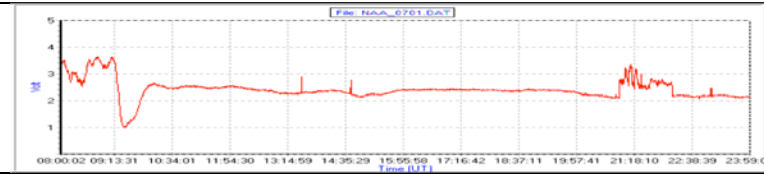


Last month we mentioned Les Cowley's "Tilting Sun" software program. This month he kindly submitted some of his prominence drawings. The dates are Jun 26, 09:20UT and July 28, 08:25UT www.atoptics.co.uk

Don't forget to submit your images, drawings and SID plots to include in the bulletin.

Sudden Ionospheric Disturbance Report

Michael Hill, SID Analyst
 114 Prospect St
 Marlborough, MA 01752 USA
 noatak@aol.com



Sudden Ionospheric Disturbances (SID) Recorded During July 2008

(Analysis performed by Michael Hill, SID Analyst)

Date	Max	Imp	Date	Max	Imp	Date	Max	Imp
				NO				
				SID				
				Events				

Solar Events

There were 0 Correlated SID events this month. There were also no X-Ray Flares detected by the GOES 12 satellite. Another slow month which we are all undoubtedly getting used to by now. It no longer seems so unusual to get no events. Hopefully we will be surprised soon to get even a single event. Keep up the good work monitoring. We have some lower numbers of observers these days but I'm sure some of you just need to take a break and now would be a good time to do so. But not for too long! You might miss the first big events to be seen in some time now.

Importance rating:	Duration (min)	1-: <19	1+: 19-25	1+: 26-32	2: 33-45	2+: 46-85	3: 86-125	3+: >125
--------------------	----------------	---------	-----------	-----------	----------	-----------	-----------	----------

Observer	Code	Station(s) monitored	Observer	Code	Station(s) monitored
P King	A80				
M Hill	A87				
R Battaiola	A96				
J Wallace	A97				
M King	A99				
L. Obs	A107				
P Mortfield	A108				
L Loudet	A118				
JP Godet	A119				

The events listed above meet at least one of the following criteria

- 1) Event reported by two or more observers within ± 5 minutes
- 2) Event matched to GOES-8 XRA event to within ± 15 minutes and event time < 1000 UT
- 3) reported by observer with a quality rating > 8 (scale 1-10)

American Relative Sunspot Numbers (Ra) for
July 2008 [**boldface = maximum, minimum**]

Day	N	Raw Mean	Ra
1	33	0	0
2	28	0	0
3	32	0	0
4	33	0	0
5	31	0	0
6	29	0	0
7	26	0	0
8	35	0	0
9	29	0	0
10	28	0	0
11	25	0	0
12	30	0	0
13	34	0	0
14	32	0	0
15	32	0	0
16	33	0	0
17	31	0	0
18	22	8	6
19	32	9	7
20	37	1	1
21	27	0	0
22	32	0	0
23	29	0	0
24	29	0	0
25	30	0	0
26	37	0	0
27	43	0	0
28	31	0	0
29	33	0	0
30	30	0	0
31	31	0	0

Means 31.1 0.6 0.4

No. of Observers: 46

Total No. of Observations: 964

July 2008 Sunspot Observers

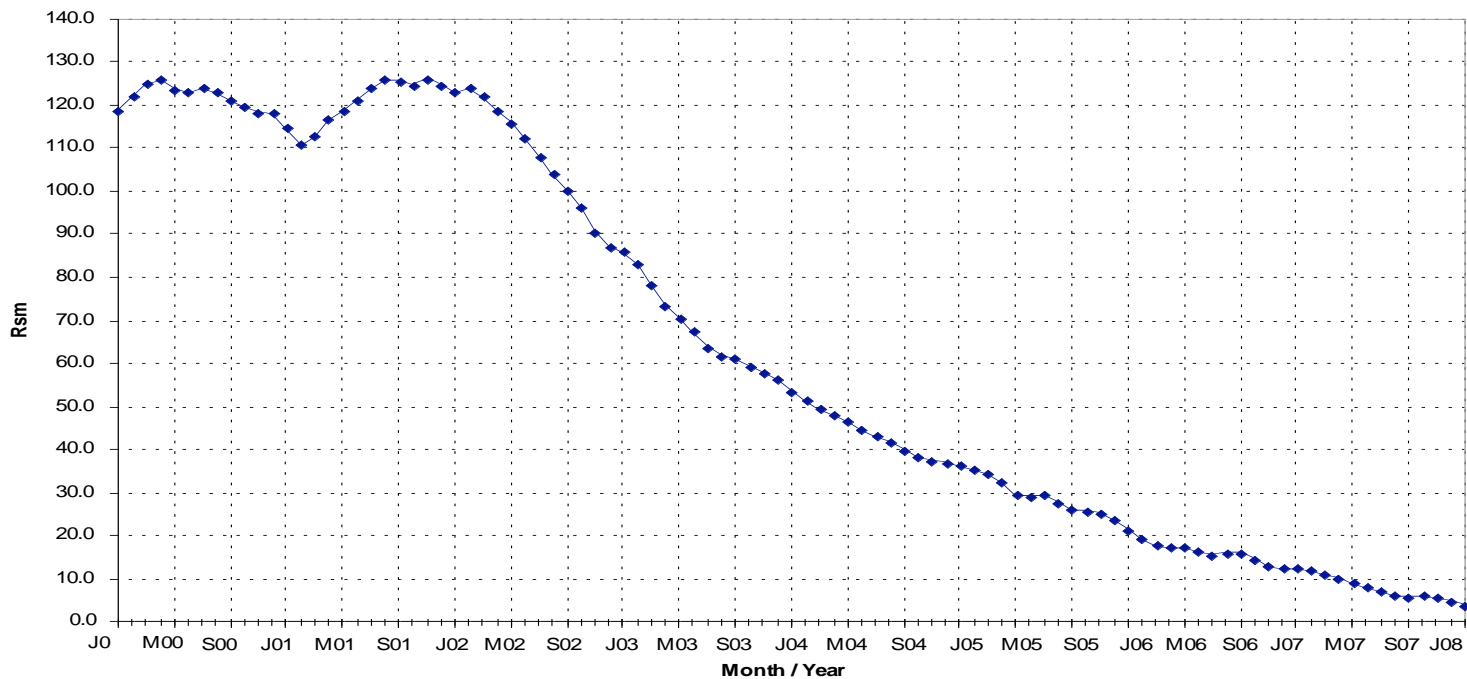
AAP	A. Abbott	24
ARAG	G. Araujo	31
BARH	H. Barnes	8
BMF	M. Boschat	20
BRAB	B. Branchett	30
BRAD	D. Branchett	15
BROB	R. Brown	31
BVC	A. Buck	31
CHAG	G. Morales	31
CKB	B. Cudnik	15
CLZ	L. Corp	17
CNT	D. Chantiles	9
COMT	T. Compton	18
DGP	G. Dyck	17
DUBF	F. Dubois	24
FUJK	K. Fujimori	26
GFT	F. Gobet	20
HAYK	K. Hay	20
HMQ	M. Harris	37
KAPJ	J. Kaplan	22
KNJS	J. & S. Knight	23
KROL	L. Krozel	1
LARJ	J. Larriba	13
MARE	E. Mariani	10
MARJ	J. Maranon	30
MCE	E. Mochizuki	26
MEU	E. Mason	3
MILJ	J. Miller	16
MMI	M. Moeller	24
OATS	S. Oatney	26
RICE	E. C. Richardson	20
RITA	A. Ritchie	7
SCGL	G. Schott	31
SIMC	C. Simpson	21
STEF	G. Stefanopoulos	23
STQ	N. Stoikidis	31
SUZM	M. Suzuki	31
SZUM	M. Szulc	26
TESD	D. Teske	30
TJV	J. Temprano	21
URBP	P. Urbanski	31
VARG	A. Vargas	27
VIDD	D. Vidican	8
WILW	W. Wilson	31
WIRP	P. WIRKUS	3
WRP	R. Wheeler	5

Reporting Addresses:

Sunspot Reports – Email: solar@aavso.org Postal Mail: AAVSO,
49 Bay State Rd. Cambridge, MA, 02138 Fax: 617-354-0665

SID Flare Reports – email: noatak@aol.com Postal Mail: Mike Hill,
114 Prospect St., Marlboro, MA, 01752

Smoothed Mean Sunspot Numbers (Rsm) from January 2000 to January 2008
(Waldmeier Method)



10cm Solar Flux and American Relative Sunspot Numbers (Ra) for July 2008
10 cm source: <http://www.drao.nrc.ca>

